Get to know your new Remote

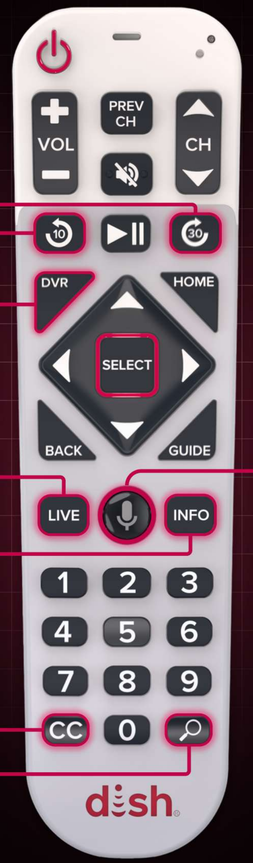

Skip back or forward

HOLD TO SKIP MORE

Your recordings

Return to live TV

Movie or series details

Closed captions

Type to search

Voice control

PRESS AND HOLD WHILE SPEAKING

- Record this
- Show movies
- Tune to FOX News
- What's the weather?

Activate

Remove the pull tab to activate

BATTERIES ARE INCLUDED

Pair to DISH

STEP 01

On your DISH receiver

Press the Sys Info button

OR



Press the button

STEP 02

Press the button

YOU'LL HEAR A PAIRING SOUND

Pair to TV

To control power and TV volume with your remote:

- Press: HOME BUTTON
- Navigate to: SETTINGS
- Select: REMOTE CONTROL
- Select: TV UNDER DEVICES
- Select: TV PAIRING WIZARD

NEXT, FOLLOW THE ONSCREEN PROMPTS

Warranty, safety, regulatory and legal information can be found at mydish.com/productinfo

60.0 SIMPLIFIED VOICE REMOTE

227907

Record what you're watching

1. Press SELECT on remote
2. Navigate to RECORD



SET UP A RECORDING

1. Press GUIDE on remote
2. Pick an upcoming program
3. Select RECORD THIS



Change the batteries

1. OPEN the battery door
2. PUSH the red button

TROUBLESHOOTING

Visit our website for easy fixes for common issues:

mydish.com/troubleshooting

TECHNICAL SUPPORT
1-800-333-3474

Locate your remote

On your DISH receiver

Press the Locate Remote button

OR



Press the button

Wait a moment for your remote to start beeping

Press any button on the remote to stop beeping

CHANNEL LISTINGS

For a full channel list and schedule, visit our website:

mydish.com/channels

Notes

Your Remote